



MY FIVE DAY HALLO-WEEK CHALLENGE

HOW TO ENTER

- 1 Print off this free packet. Complete each activity with your little heart. Take a photo of the activity (not the child).
- 2 Post one activity each day for all five days on Instagram or Facebook. Tag or mention @preschool365 in your post. Make sure you are following our page too.
- 3 After the 5th post you win a FREE Learning Packet of your choice from our online shop. Tell us which packet you would like.
- 4 **IMPORTANT** - Be sure to have fun and make great memories doing this packet. Thank you for doing the challenge!
- 5 This challenge is open now and ends on 31st October 2021. Posting does not need to be five consecutive days.

Name _____



HALLO-WEEK
CHALLENGE
DAY ONE

How to make a Jack-o-Lantern

Cut and arrange the pictures in the correct order. Color the pictures.

1

2

3

4



preschool365.com



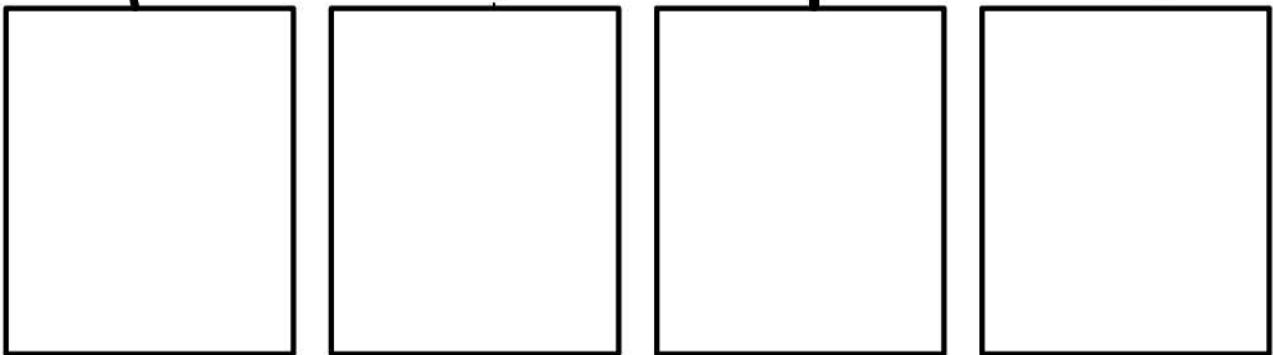

Name _____



HALLO-WEEK
CHALLENGE
DAY TWO

COUNT AND MATCH

Color the hats. Trace the lines. Count the dots and match them.



preschool365.com



2

8

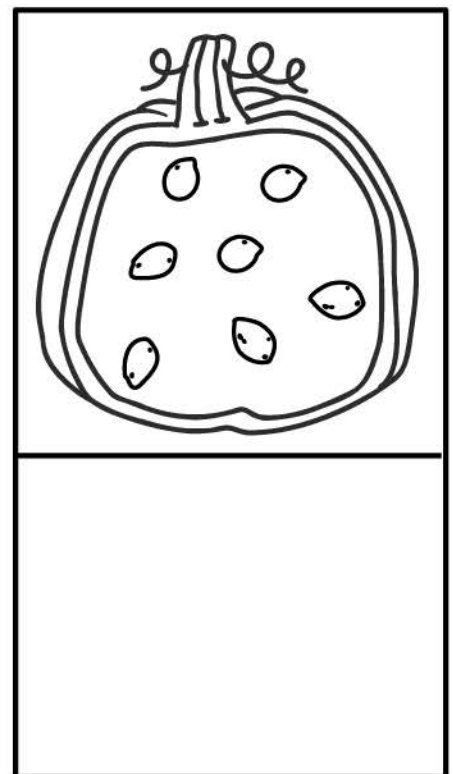
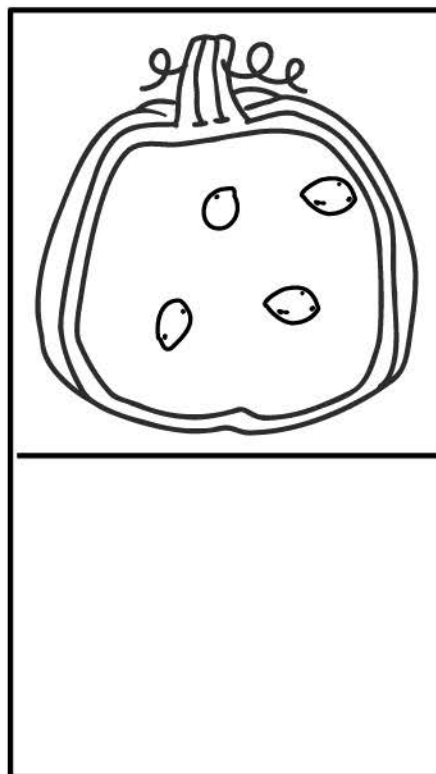
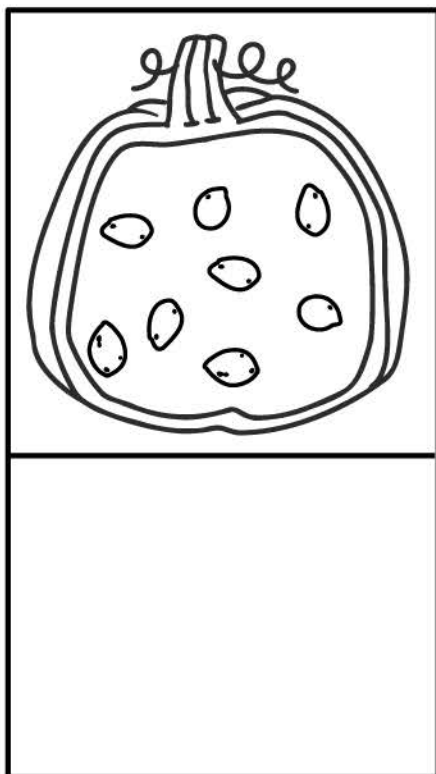
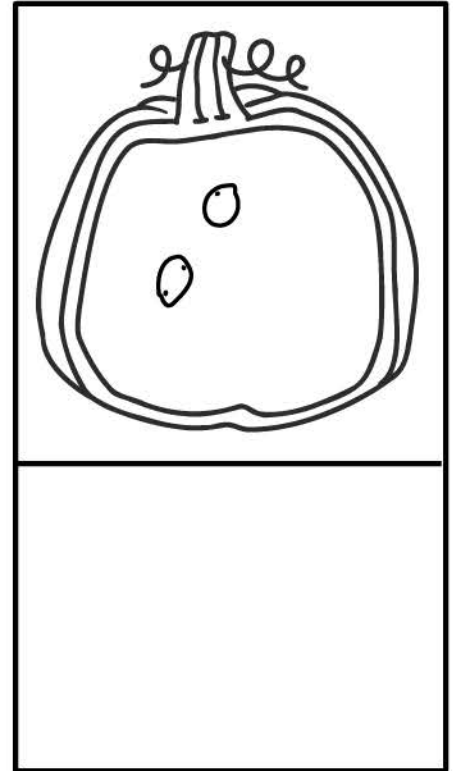
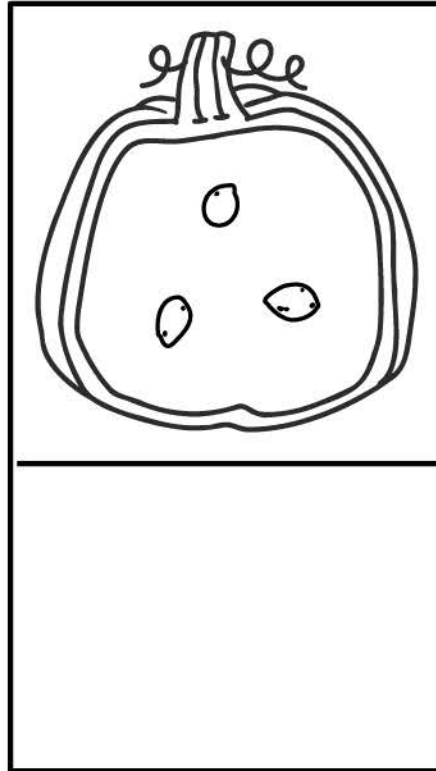
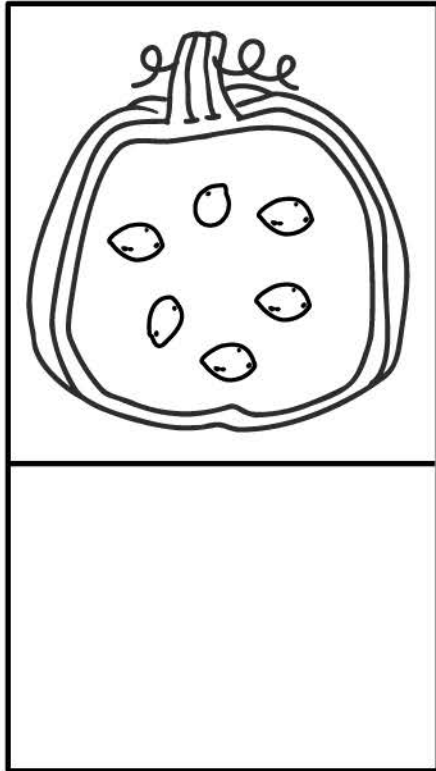
4

6

Name _____

PUMPKIN SEED COUNT







Count the seeds in each pumpkin. Write how many there are.



Name _____

HALLOWEEN BEGINNING SOUNDS

Say the name of the picture. Paste the letter that represents the beginning sound.



preschool365.com



h

m

b

c

s

p

Name _____

PUMPKIN MATCH

Draw a line to connect each pair of pumpkins. Color the pairs to match.

